




# WHISPER

## COLLECTION



**MALINE TILE**  
ELEVATE YOUR SHOWROOM

[malinetile.com](http://malinetile.com)


# WHISPER

## Stock Sizes

2.5"x10"

12"x24"

24"x48"



2"x2"  
Mosaic

## Colors

**Beige**



**Blue**



**Light Grey**



**White**




**Beige**



**Light Grey**



**White**



*\*Field Tile Available in 12x24 & 24x48*

**Tweed Beige**



**Tweed Light Grey**



**Tweed White**



*\*Tweed Available in 24x48*





Beige & Tweed Beige | 24"x48"





Light Grey | 24"x48"





**Tweed Light Grey** | 24"x48"





**White & Tweed White** | 24"x48"



# WHISPER

## Technical Characteristics

Size	Material	Finish	Thickness	Application	Frost Resistance	DCOF	Slip Resistance	Rectified	Shade Variation
12"x24" 24"x48" 2"x2" Mosaic	Glazed Porcelain	Matte	9 mm	Interior Exterior	Yes	>0.42	R10	Yes	V3
2.5"x10"	White Body Ceramic	Mixed	9 mm	Interior Walls	No	--	--	--	V4

## Maline Massachusettes

Phone: 781.792.1780

Email: [SalesMA@maline.com](mailto:SalesMA@maline.com)


20 Reservoir Park Drive, Rockland, MA 02370

## Maline New Jersey


Phone: 973.835.0244

Email: [SalesNJ@maline.com](mailto:SalesNJ@maline.com)

2 Doig Road, Wayne, NJ 07470



For more questions & information email [info@maline.com](mailto:info@maline.com)



**MALINE TILE**  
ELEVATE YOUR SHOWROOM

[malinetile.com](http://malinetile.com)